



# MONTHLY TRADE BULLETIN

APRIL 2005

## APRIL 2005 HIGHLIGHTS

### INSIDE THIS ISSUE:

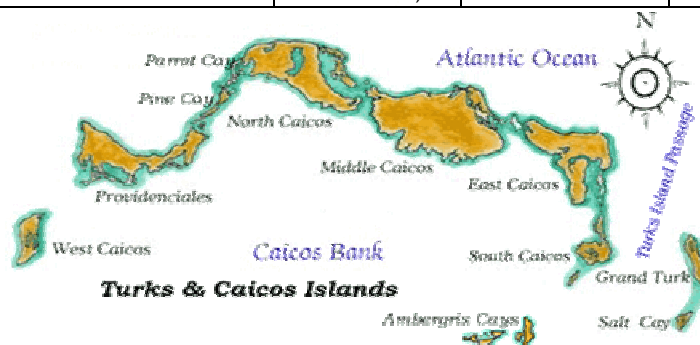
TRADE DEFICIT	2
TRADITIONAL DOMESTIC EXPORTS	2
VALUE AND DISTRIBUTION OF IMPORTS	2
DIRECTION OF TRADE BY COUNTRIES	3
MERCHANDISE TRADE WITH THE UNITED STATES	3
MERCHANDISE TRADE WITH CARICOM	3
INTERNATIONAL MERCHANDISE TRADE STATISTICS: CONCEPTS & DEFINITIONS	4

1. Turks and Caicos Islands' (TCI) total merchandise trade deficit with the world widened for the month.
2. Total traditional domestic exports of sea-foods recorded an overall decline.
3. Turks and Caicos Islands' trade balance with United States of America widened in April when compared to March 2005. However, the trade balance with CARICOM narrowed for the same period

Direction of Trade	April 2005	% CHANGE OVER	
		Previous Month March 2005	Previous Year April 2004
Total Exports	1,235,589	-40.3	51.4
Domestic Exports	492,160	-44.2	69.3
Lobster	29,000	-93.0	248.8
Conch	4673,160	-0.9	171.8
Scalefish	0	0.0	0.0
Imports	26,738,770	7.3	58.7
Imports from US	26,727,093	7.8	62.3
Imports from CARICOM	11,450	-90.5	-97.0
Trade Balance	-25,503,181	11.6	59.1
Balance with US	-25,491,504	12.2	62.8
Balance with CARICOM	-11,450	-90.5	-96.9

### SPECIAL POINTS OF INTEREST:

- Expenditure of merchandise imports amounted to US\$220.6 million for the 2004 calendar year. This represents an increase of 29.2 percent over the 2003 calendar year.
- For the calendar year 2004, revenue from total exports were valued at US\$12.2 million. This represents an increase of 24.0 percent over the 2003 data.
- The resultant trade deficit amounted to US\$208.4 million.

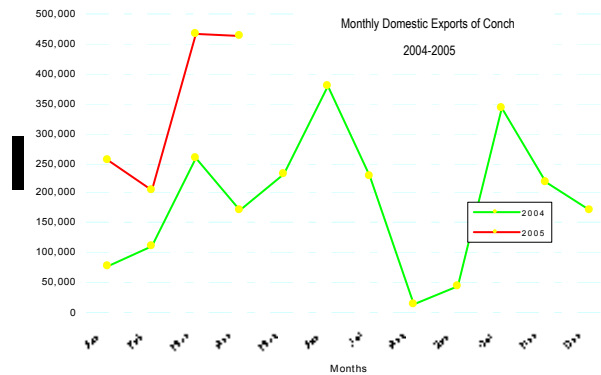
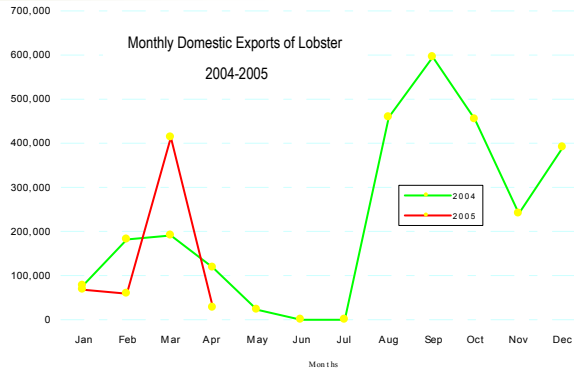


**THE TRADE DEFICIT NARROWED...**

The overall TCI deficit increased by US\$2,653,109 in April to reach US\$25,503,181. This amount surpasses the corresponding period recorded last year by US\$9,470,660.

**...TRADITIONAL DOMESTIC EXPORTS**

- Traditional domestic exports declined by 44.2 percent or US\$881,895 to US\$492,160.
- Contributing significantly to this was the reduction in the earnings from lobster and Conch. Lobster and Conch fell by 93.0 and 0.9 percent or US\$414,660 to US\$29,000 and US\$467,235 to US\$463,160 respectively.
- Earnings from scalefish remain zero.



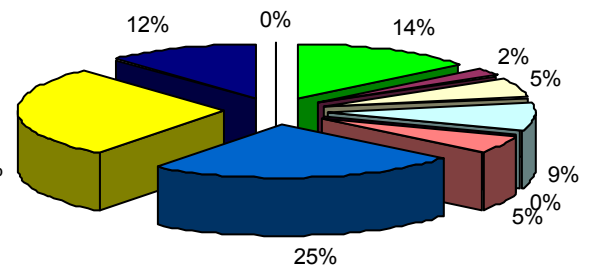
COMMODITIES	April 2005	March 2005	April 2004
All Commodities	492,160	881,895	290,764
Lobster	29,000	414,660	118,880
Conch	463,160	467,235	171,884
Scalefish	0	0	0

“Traditional domestic exports recorded an all time high of US\$4.9 million for the calendar year 2004”.

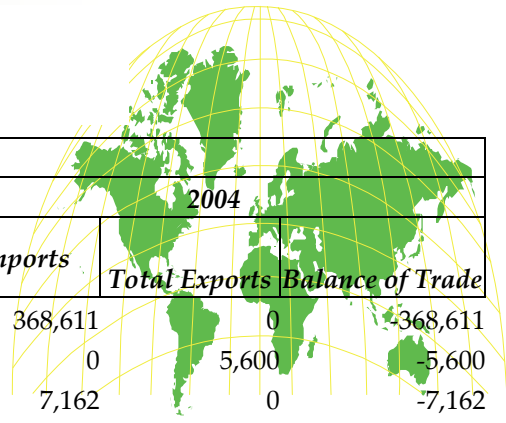
**VALUE AND DISTRIBUTION OF IMPORTS...**

S.I.T.C SECTIONS	April 2005
<b>All Sections</b>	<b>26,738,770</b>
Food and live animals chiefly for food	3,796,347
Beverages and tobacco	647,833
Crude materials, inedible, except fuels	1,451,820
Mineral fuels, lubricants & related material	2,322,612
Animals and vegetable oils and fats	31,781
Chemicals	1,310,747
Manufactured goods classified chiefly by materials	6,555,483
Machinery and transport equipment	7,396,574
Miscellaneous manufactured articles	3,176,847
Miscellaneous transactions and commodities	1,212

Distribution of Imports - April 2005



**DIRECTION OF TRADE BY COUNTRIES...**

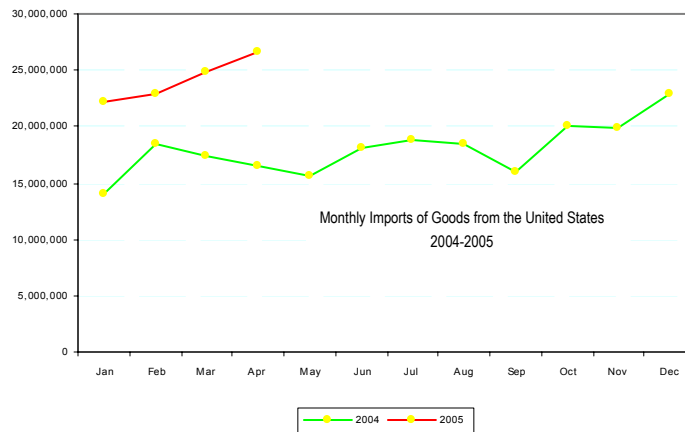


Partner Country	April					
	2005			2004		
	Imports	Total Exports	Balance of Trade	Imports	Total Exports	Balance of Trade
Bahamas	0	0	0	368,611	0	-368,611
Canada	0	0	0	0	5,600	-5,600
Dominican Republic	7,470	0	-7,470	7,162	0	-7,162
Haiti	3,980	0	-3,980	1,153	0	-1,153
Saudi Arabia	227	0	-227	376	0	-376
United States	26,727,093	1,235,589	-25,491,504	16,471,440	810,621	-15,660,819

**MERCHANDISE TRADE WITH THE US...**

Turks and Caicos Islanders merchandise imports from the United States increased by 7.8 percent or US\$24,795,363 to US\$26,727,093 in April. However, total merchandise exports to the United States fell significantly for the month of April. The decline in exports was 40.3 percent,

reaching US\$1,235,589 from US\$2,069,019.

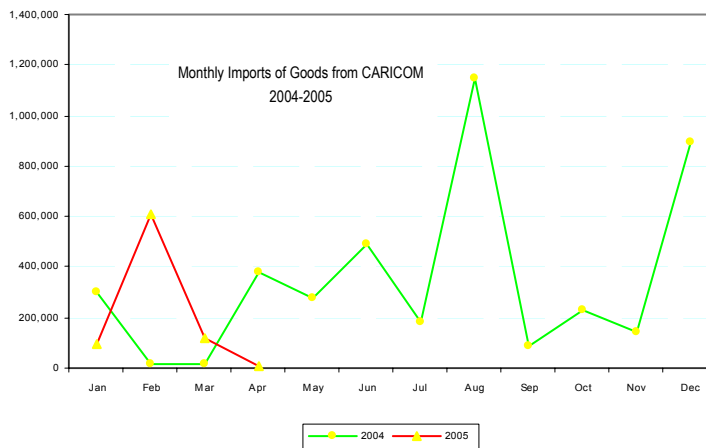


“The United States is our main trading partner, which accounted for US\$216.2 million of imported goods for the calendar year 2004”.

**MERCHANDISE TRADE WITH CARICOM...**

The Turks and Caicos Islands imported US\$11,450 worth of goods from CARICOM Member States, of which US\$7,470 of the same goods come from the Dominican Republic. This represents a 90.5 percent decline over the previous month.

Exports from CARICOM for the same period were negligible.



## CONCEPTS & DEFINITIONS

CIF (Cost, Insurance and Freight... named port of destination)	The seller has the same obligations as under CFR but with the addition that he has to procure marine insurance against the buyer's risk of loss of or damage to the goods during the carriage. The seller pays the insurance premium and is only required to obtain minimum coverage
Classification	The categorization of merchandise: - In transportation - to permit determination of freight rates within a tariff. - In customs - to permit the determination of duty status within the Harmonized Tariff Schedules.
Domestic Exports	Exports of goods which were grown, produced, mined, or manufactured in the country from which exported.
Export	To send or transport goods abroad out of a customs territory; to sever them from the mass of things belonging to one country with the intention of uniting them to the mass of things belonging to a foreign country.
FOB (Free On Board ... named port of shipment)	The seller fulfils his obligation to deliver when the goods have passed over the ship's rail at the named port of shipment. The buyer has to bear all costs and risks of loss or damage to the goods from that point.
Import	The act of bringing or causing any goods to be brought into a customs territory.
International Trade	The business of buying and selling commodities beyond national borders.
Trade Deficit	A nation's excess of imports over exports over a period of time.
Trade Surplus	A nation's excess of exports over imports over a period of time.



### THE STATISTICAL UNIT

Department of Economic Planning &  
Statistics  
South Base  
Grand Turk  
Phone: 649-946-2372/2935/2937  
Fax: 649-946-2557  
Email: depts@gov.tc

#### Statistical Publications

##### Monthly

Trade Bulletin

##### Other

Survey of Departing Visitors  
2001 Census Report

##### Annually

Turks & Caicos Islands Yearbook of Statistics  
Turks & Caicos Islands Facts & Figures  
Social Indicators  
Vital Statistics Report  
Merchandise Trade Report  
Government Financial Statistics  
National Accounts