



MONTHLY TRADE BULLETIN

NOVEMBER 2005

NOVEMBER 2005 HIGHLIGHTS

INSIDE THIS ISSUE:

TRADE DEFICIT 2

TRADITIONAL DOMESTIC EXPORTS 2

VALUE AND DISTRIBUTION OF IMPORTS 2

DIRECTION OF TRADE BY COUNTRIES 3

MERCHANDISE TRADE WITH THE UNITED STATES 3

MERCHANDISE TRADE WITH CARICOM 3

INTERNATIONAL MERCHANDISE TRADE STATISTICS: CONCEPTS & DEFINITIONS 4

SPECIAL POINTS OF INTEREST:

- Expenditure of merchandise imports amounted to US\$220.4 million for the 2004 calendar year. This represents an increase of 29.1 percent over the 2003 calendar year.
- For the calendar year 2004, revenue from total exports were valued at US\$12.1 million. This represents an increase of 28.9 percent over the 2003 data.
- The resultant trade deficit amounted to US\$208.3 million.

1. Turks and Caicos Islands' (TCI) total merchandise trade deficit widened for the month.
2. Total traditional domestic exports of sea-foods rose this month.
3. Turks and Caicos Islands' trade balance with United States of America widened in November when compared to October 2005. On the other hand, the trade balance with CARICOM narrowed for the same period.

Direction of Trade	November 2005 (US\$)	% CHANGE OVER		January-November 2005 (US\$)
		Previous Month October 2005	Previous Year November 2004	
Total Exports	2,670,556.00	464.46	166.82	13,648,822.00
Traditional Domestic Exports	1,364,382.00	479.40	196.75	5,720,580.00
Lobster	632,740.00	355.67	162.72	2,552,700.00
Conch	731,642.00	657.23	234.18	3,153,883.00
Scalefish	0	0	0	13,997.00
Imports	29,218,257.17	13.59	45.56	270,369,712.19
Imports from US	29,017,706.09	14.78	45.58	265,807,403.31
Imports from CARICOM	106,608.08	-71.24	-24.16	4,114,106.88
Trade Balance	-26,547,701.17	5.14	39.19	256,720,890.19
Balance with US	-26,376,650.09	6.23	39.29	-252,533,813.31
Balance with CARICOM	-103,308.08	-71.27	-24.63	-4,054,722.88



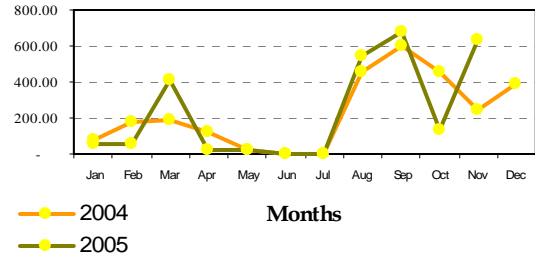
THE TRADE DEFICIT WIDENED...

The overall trade deficit increased by US\$ 1,297,541.91 in November to reach US\$26,547,701.17. This amount surpasses the corresponding period recorded last year by US\$7,475,206.80.

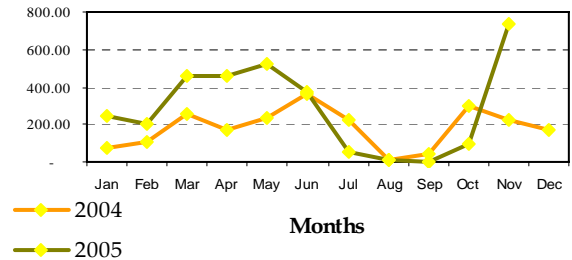
...TRADITIONAL DOMESTIC EXPORTS

- Traditional domestic exports increased by 479.40 percent from US\$235,481 to US\$1,364,382.
- This is primarily due to the sudden increase in the earnings from lobster and conch this period.
- There are no recorded earnings from scalefish this month.

Monthly Domestic Exports of Lobster
(in US\$ '000)
2004-2005



Monthly Domestic Exports of Conch
(in US\$ '000)
2004-2005



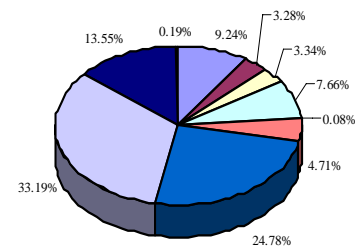
COMMODITIES	November 2005 (US\$)	October 2005 (US\$)	November 2004 (US\$)
All Commodities	1,364,382.00	235,481.00	459,775.00
Lobster	632,740.00	138,860.00	240,840.00
Conch	731,642.00	96,621.00	218,935.00
Scalefish	0	0	0

“Traditional domestic exports recorded an all time high of US\$4.9 million for the calendar year 2004”.

VALUE AND DISTRIBUTION OF IMPORTS...

S.I.T.C SECTIONS	November 2005 (US\$)	%	January-November 2005 (US\$)
All Sections	29,218,257.17	100.00	270,369,712.19
Food and live animals chiefly for food	2,699,086.23	9.24	29,985,600.43
Beverages and tobacco	957,157.00	3.28	8,391,221.39
Crude materials, inedible, except fuels	974,998.94	3.34	10,620,363.11
Mineral fuels, lubricants & related material	2,236,934.08	7.66	28,168,793.06
Animals and vegetable oils and fats	23,234.06	0.08	287,384.48
Chemicals	1,376,768.74	4.71	14,760,866.66
Manufactured goods classified chiefly by materials	7,239,178.18	24.78	62,588,713.93
Machinery and transport equipment	9,696,886.00	33.19	81,525,676.63
Miscellaneous manufactured articles	3,959,413.94	13.55	33,379,830.50
Miscellaneous transactions and commodities	54,600.00	0.19	661,262.00

Distribution of Imports - November 2005



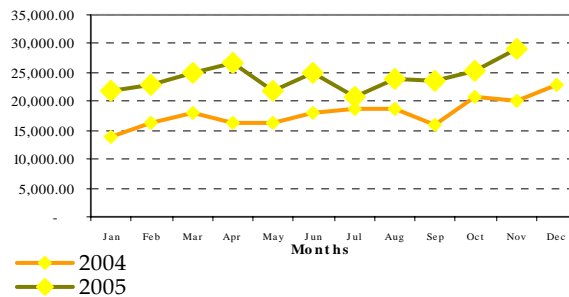
DIRECTION OF TRADE BY COUNTRIES...

Partner Country	November (US\$)					
	2005			2004		
	Imports	Total Exports	Balance of Trade	Imports	Total Exports	Balance of Trade
Total	29,218,257.17	2,670,556.00	-26,547,701.17	20,073,367.37	1,000,873.00	-19,072,494.37
Bahamas	106,608.08	0	-106,608.08	131,370.33	0	-131,370.33
Dominican Republic	93,943.00	9,950.00	-83,993.00	0	1,500.00	1,500.00
Haiti	0	3,300.00	3,300.00	9,191.00	3,500.00	-5,691.00
Puerto Rico	0	16,250.00	16,250.00	0	0	0
Saudi Arabia	0	0	0	512.00	0	-512.00
United States	29,017,706.09	2,641,056.00	-26,376,650.09	19,932,294.04	995,873.00	-18,936,421.04

MERCHANDISE TRADE WITH THE US...

Turks and Caicos Islanders merchandise imports from the United States increased by 14.78 percent from US\$25,280,577 to US\$29,017,706.09 in November. Total merchandise exports to the United States also increased significantly for the month of November. The increase in exports surged almost 500 percent, reaching US\$2,641,056 from US\$451,915.

**Monthly Imports of Goods from the United States
(in US\$ '000)
2004-2005**

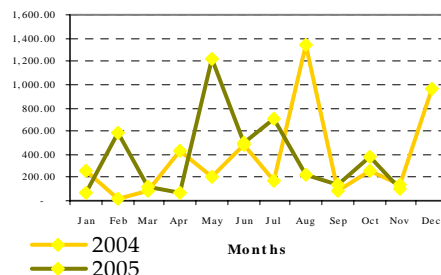


“The United States is our main trading partner, which accounted for US\$215.4 million of imported goods for the calendar year 2004”.

MERCHANDISE TRADE WITH CARICOM...

The Turks and Caicos Islands imported US\$106,608 worth of goods from CARICOM Member States. This represents a 71.24 percent decrease in imports from the previous month.

**Monthly Imports of Goods from CARICOM (in US\$ '000)
2004-2005**



INTERNATIONAL MERCHANDISE TRADE STATISTICS CONCEPTS & DEFINITIONS

CIF (Cost, Insurance and Freight... named port of destination)	The seller has the same obligations as under CFR but with the addition that he has to procure marine insurance against the buyer's risk of loss of or damage to the goods during the carriage. The seller pays the insurance premium and is only
Classification	The categorization of merchandise: - In transportation - to permit determination of freight rates within a tariff. - In customs - to permit the determination of duty status within the Harmonized Tariff Schedules.
Domestic Exports	Exports of goods which were grown, produced, mined, or manufactured in the country from which exported.
Export	To send or transport goods abroad out of a customs territory; to sever them from the mass of things belonging to one country with the intention of uniting them to
FOB (Free On Board ... named port of shipment)	The seller fulfills his obligation to deliver when the goods have passed over the ship's rail at the named port of shipment. The buyer has to bear all costs and risks
Import	The act of bringing or causing any goods to be brought into a customs territory.
International Trade	The business of buying and selling commodities beyond national borders.
Trade Deficit	A nation's excess of imports over exports over a period of time.
Trade Surplus	A nation's excess of exports over imports over a period of time.



THE STATISTICAL OFFICE

Department of Economic Planning & Statistics
 South Base
 Grand Turk
 Phone: 649-946-2372/2935/2937
 Fax: 649-946-2557
 Email: deps@gov.tc or info@depstc.org
 Website: www.depstc.org

Statistical Publications

Monthly

Trade Bulletin

Other

Standard of Living Assessment
 Survey of Departing Visitors
 Preliminary Census Report

Annually

Turks & Caicos Islands Yearbook of Statistics
 Turks & Caicos Islands Quick Facts & Figures
 Social Indicators Trends & Statistics
 Vital Statistics Report
 Report on Government Finance Statistics
 External Trade Report
 National Accounts Statistics